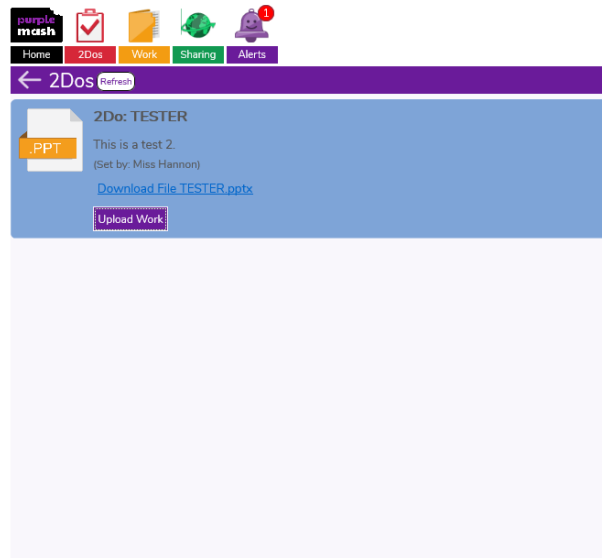


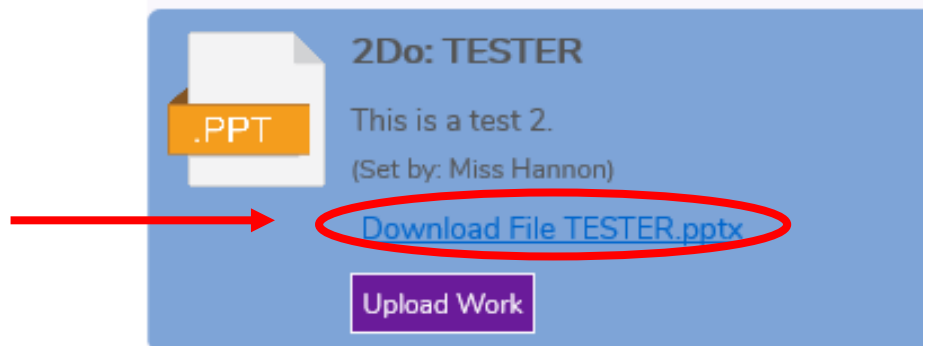
Finding and viewing learning

1. Go to '2do'. This will show you the lessons you need to complete. There will be 3 lessons each day:

- English
- Arithmetic & Maths
- An afternoon lesson (for example, Science or Geography)



2. Click 'Download File' for the relevant lesson.



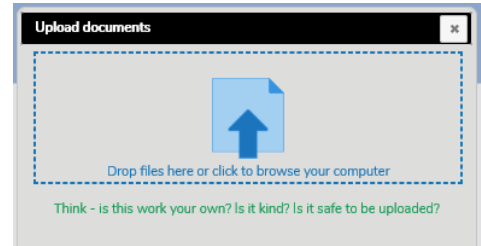
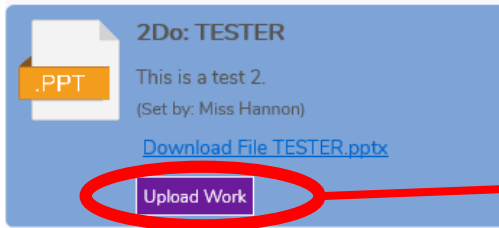
3. Watch the video lesson. This will explain what you need to do.

If possible, try to complete your work on lined paper- your homework book or a notebook would be perfect.

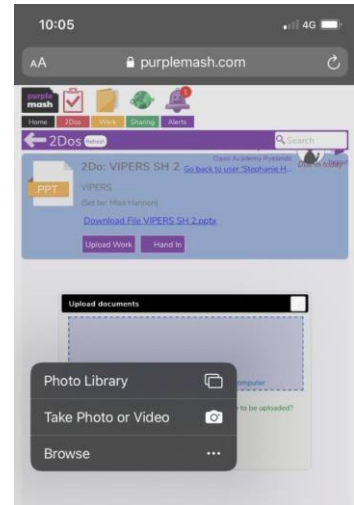
Word, PowerPoint or plain white paper are also acceptable.

Handing in work

1. If your work is a computer file, click **Upload Work** → **click to browse**.

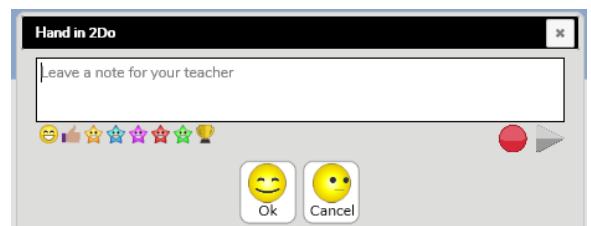



2. If your work is on paper, ask an adult to take a photo of it using their phone. Log in to Purple Mash on the phone's web browser. Then follow the steps above to upload the photo (**Upload Work** → **click to browse**).



3. Is your work your best effort? Is it neatly presented? Have you checked it (for correct use of capital letters, missing punctuation, spelling etc.)?

If the answer to those questions is YES, then click **hand in**. There is an option to leave a comment for your teacher. This could be something you found tricky, something you enjoyed or even just a 'hello 😊'.



If the answer to any of those questions is NO or you accidentally upload the wrong file, then re-upload work by clicking **Upload Work**.

