
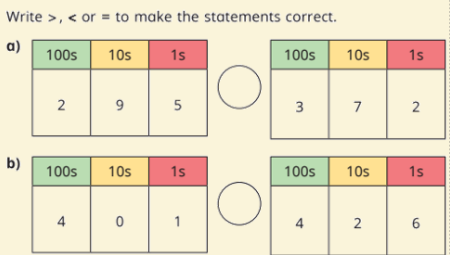






Autumn Term 1 Homework Schedule  
 Daily home reading with an adult, of at least 10 minutes, is proven to have an impact on children's development and attainment within school.

Year 3

Week	Home Learning	Arithmetic focus	This week's spelling	Peer comment	Parent comment	Teacher comment												
Set: 16/09/22 Due: 21/09/22	<p><b><u>WALT research our local area</u></b>            The theme this term is <i>Who am I and who am I becoming?</i>            Research South Norwood and its local attractions and history.            Ideas: Stanley Halls, Clock Tower, Country Park</p> <p><b><u>WALT design a poster of maths</u></b></p> <p>Please make a poster to show the maths vocabulary that we use for: addition, subtraction, multiplication, and division.</p> <p style="text-align: center;">Arrange the given digits to make a number that meets the given criteria.</p> <div style="display: flex; justify-content: space-around;"> <div style="text-align: center;"> <p>1. Between 161 and 182: 6, 1, 7</p> <table border="1" style="margin: auto;"> <tr> <td style="width: 30px; height: 20px;"></td> <td style="width: 30px; height: 20px;"></td> <td style="width: 30px; height: 20px;"></td> </tr> <tr> <td style="text-align: center;">H</td> <td style="text-align: center;">T</td> <td style="text-align: center;">O</td> </tr> </table> </div> <div style="text-align: center;"> <p>6. Between 784 and 811: 8, 9, 7</p> <table border="1" style="margin: auto;"> <tr> <td style="width: 30px; height: 20px;"></td> <td style="width: 30px; height: 20px;"></td> <td style="width: 30px; height: 20px;"></td> </tr> <tr> <td style="text-align: center;">H</td> <td style="text-align: center;">T</td> <td style="text-align: center;">O</td> </tr> </table> </div> </div> <p><b>Challenge:</b></p>				H	T	O				H	T	O	<p><b>Revise and learn 2 and 3 times tables.</b></p>	<p><b>The /ow/ sound spelled <u>ou</u>:</b>            mouth            around            sprout            sound            spout            ouch            hound            trout            found            proud</p> <p><b>Spelling tests each Friday</b></p>			
H	T	O																
H	T	O																

<p>Set: 23/09/22 Due: 28/09/22</p>	<p><b><u>WALT understand the function of the skeleton</u></b></p> <p>Please find out the function of the human skull, ribs, spine, and pelvis.</p> <p><b>Challenge:</b> Explain the function of a clavicle.</p> <p><b><u>WALT write two sentences including adjectives, using capital letters and full stops correctly</u></b></p>  <p><b>Challenge:</b> Include a fronted adverbial</p>	<p>Revise and learn 5 and 10 times tables.</p>	<p>The /u/ sound spelled <u>ou</u>:</p> <p>touch double country trouble young cousin enough couple encourage</p>			
<p>Set: 30/09/22 Due: 05/10/22</p>	<p><b><u>WALT create a poster on how to look after our mental health and well being</u></b></p> <p>Here are some strategies you may like to include in your poster: colour, draw, speak to a trusted adult, read a book, meditate.</p> <p><b><u>WALT compare numbers to 1000</u></b></p>  <p><b>Challenge:</b> Create your own statement and ask a friend to answer your question using &lt;, &gt;, =.</p>	<p>Revise and learn the 3 and 4 times tables.</p>	<p>The /i/ sound spelled with a <u>y</u>:</p> <p>gym myth Egypt pyramid mystery symbol synonym lyrics system gymnastics</p>			

<p>Set: 07/10/22 Due: 12/10/22</p>	<p><b><u>WALT sketch an object in your home using hatching and cross hatching</u></b></p>  <p>Use the techniques taught in your discrete art lessons to help create this effect.</p> <p><b><u>WALT summarise the story of Jemmy Button in four sentences.</u></b></p>  <p>This book is about a boy....</p> <p><b>Challenge:</b> What would you add to the story if you were the author this book?</p>	<p>Revise and learn 4 and 5 times tables.</p> <p><b>15 minutes on Sumdog</b></p>	<p>Words with the /ze/ sound ending</p> <p>-sure: measure treasure pleasure enclosure pressure composure leisure exposure closure disclosure</p>			
<p>Set: 14/10/22 Due: 19/10/22</p>	<p><b><u>WALT research facts about the human and physical features of Uganda</u></b></p> <p>This term we will be comparing the UK with Uganda, Year 3's Oasis link country. Children will learn about the human and physical features of Uganda.</p>	<p>Revise and learn 5 and 10 times tables.</p>	<p>Words with the /ch/ sound ending</p> <p>-ture: creature furniture</p>			

Human features - things that are made or built by humans.  
Physical features - anything that is on the Earth naturally.

**Challenge:** Find out what work Oasis do in Uganda.

**WALT add a 2-digit number and a 1-digit number**

a)  $25 + 6 =$

b)  $38 + 4 =$

c)  $9 + 52 =$

d)  $3 + 27 =$

Complete the number sentences.  
Use bead strings/ base 10/ lines and dots to support you.

**15 minutes  
on Maths  
Shed**

picture  
nature  
adventure  
capture  
future  
sculpture  
fracture  
mixture