



# Phonics Screening Check Parent Meeting

2024

# Year 1



**The National Phonics Screening Check was introduced in 2012.**

The check is statutory for all maintained schools.

This academic year, schools across England will administer the Year One Phonics Screening Check the **week beginning Monday 10<sup>th</sup> June.**

All pupils in our current **Year One** classes at Oasis Academy Ryelands will take the Screening Check.

The Phonics Screening Check is designed to show **how well your child can use the phonics skills** and helps to identify pupils who need extra phonics support moving into Year 2.

The screening check assesses whether your child is able to read/decode at an appropriate standard.





The Department for Education defines the checks as a “**short, light-touch assessment**” that take about four to nine minutes to complete.

# What does the Phonics Screening Check consist of?

The check consists of **40 words** that your child will be asked to read **one-to-one** with their class teacher.

There will be **20 'real' words** and **20 'pseudo-words'** (non-words/alien words).

Section 2

brend	
throst	
stret	
spraw	

Page 15 of 24

Section 2

label
vanish
blossom
thankful

Page 21 of 24

# Pseudo Words

Section 2

brend



throst



stret



spraw



Non-words (nonsense words, pseudo words, alien words) are a **collection of letters** that will **follow phonics rules** your child has been taught, but don't mean anything.

Each of the non-words is presented with a **picture of a monster/alien**.

Your child will need to **apply their knowledge of phonemes to read these correctly**, showing that they understand the phonics rules behind them.

# The check is divided into two sections –

- Section 1: simple word structures of three or four letters (20 words)
- Section 2: more complex word structures of five or six letters (20 words)

Section 1			
Word	Correct	Incorrect	Comment
sut			
yad			
dop			
uct			
meck			
shig			

Section 2			
Word	Correct	Incorrect	Comment
vaw			
meast			
waib			
zome			
brend			
throst			

# How does school prepare the children for the check?



Daily Phonics lessons - since the beginning of Reception, covering all phase 2, 3, 4 and 5 phonics.

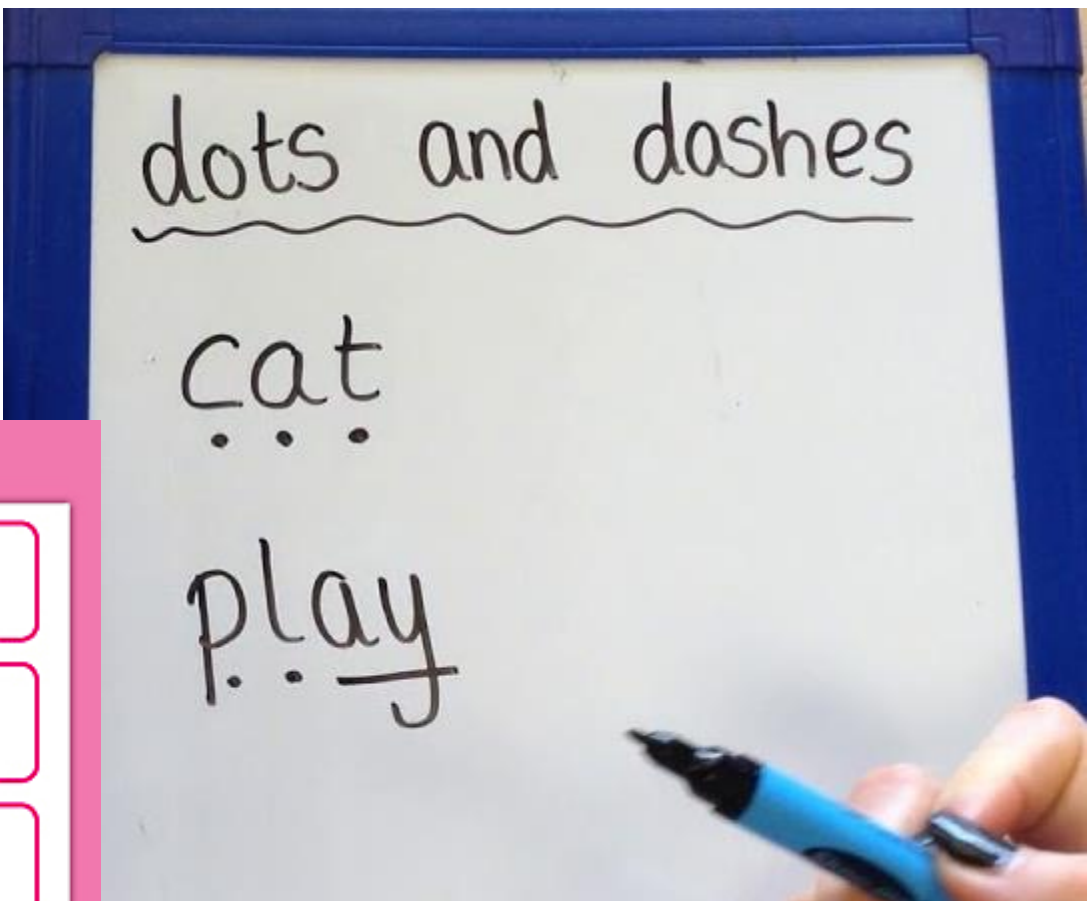
Termly **Mock** Phonics Screening Checks (using past papers)- the children are therefore, familiar with the process and the format of the assessment before June.





Assessment analysis - supports planning of lessons and interventions.

Daily reading of Monster Phonics eBooks.

# Sound Buttons/ Dots and Dashes

Getting the children to see the digraphs and trigraphs.



scr ew	eve	sea	tr ay	claw	haunt	ape 
blew	Pete	bea ch	spr ay	crawl	Paul	ate 
brew	swed	beak	pl ay	dawn	applau	bake 
ch ew	them	beast	d ay	draw	August	blade 



# Marking the Phonics Screening Check

The check will be carried out 1:1 and marked by your child's class teacher.

The check will be administered in accordance with the **Standards and Testing Agency's check administration guidance.**

Schools are monitored by **unannounced monitoring visitors** from local authorities in order to ensure that administration of the checks are accurate.

# Reporting

All schools will report pupils individual score /40 to their Local Authority.

The threshold mark is communicated to schools by the start of July, **after** the test has been taken and all schools have submitted their pupils' scores.

Your child will be scored against a **national standard**, and their result will indicate whether or not they fall below or within this standard.

# Threshold Mark

In previous years, the "pass threshold" was 32, which meant that children had to read at least 32 words out of 40 correctly.

At Oasis Academy Ryelands we pride ourselves on our phonics teaching. In previous years, our Year 1 results have been above the national average.

# Informing parents and carers

Your child's end of year report will inform you of your child's score and whether they have reached the 2024 threshold or not.

# How can you prepare the children for the check?

- Revising the phonics the children have already learned in Reception and Year One - using the Daily Practice Videos.
- Weekly / daily phonics reading.
- Use the iPad for phonics games.
- Online phonics games.
- Sound buttons/Dots and dashes (spotting the digraph/trigraph)
- Applying their phonics in writing.

**Read, read, read!**

# How can you prepare the children for the check?

During parents' evening, you will have discussed how your child is doing in phonics/early reading and your class teacher will have discussed any concerns they may have. If you were unable to meet with them or have concerns yourself, please find time to catch up with them.

We must remember this is an **in the moment assessment**, therefore it is vital that we all do our part to ensure the children are, not only, ready but unphased by the check!

**Remember phonics is an every day occurrence for the children!**

# Helpful websites:



Letters and Sounds

OxfordOWL



ANY  
QUESTIONS?

Please speak to Mrs Carew or Miss Turner