

Oasis Academy Ryelands Reception Class Weekly

Newsletter

08.11.2021-12.11.2021

Autumn walk- Tuesday 16th November

Next week we will be taking a walk around the country park and finding Autumn treasures. For this trip to take place we need parent helpers. Please let a member of staff know if you can join us on Tuesday 1pm-3.20pm.

Children will need to wear a winter coat, possibly gloves and hat (if very cold) and wellington boots. Please can these be provided in a named carrier bag to ensure the children can identify these at school.

Important Information/Reminders

- The children will be taking home a library book every Friday. Please can you ensure your child has their reading record and book bag in school so they can take one home.
- Milk is provided free until the age of 5, at which point it can be purchased at a small price. However, all children must be signed up to receive milk from the <https://www.coolmilk.com/parents/>. Only children who have been signed up will receive milk in school.
- Hair accessories, clips and hair bands must be the school colours, blue, black or white.
- On **Tuesday, 16th November**, our reception classes are going on a trip to South Norwood Country Park. Children are expected to wear a raincoat and appropriate footwear for the trip.

We will be leaving the school at 1.30pm and be back around 3.00pm. If you are available to join us and help us on the trip, please let a member of the reception team know. Thank you.

- **EYFS and YR 1 Christmas Production-**
Dates: Monday 6th December, Tuesday 7th December & Wednesday 8th December- Times are booking information to follow.

Stars of the Week



Robin's Star of the Week is **Rassiah** for being considerate. Rassiah has been a very kind and caring member of Robin class this week. He is a wonderful role model for his fellow classmates.



Wren's Star of the Week is Aalia for being joyful. Aalia has been a wonderful friend in Wren class this week, working hard and impressing her teachers.

Communication, Language and Literacy, Personal, Social and Emotional Development and Physical Development, Literacy, Maths, Understanding the World, Expressive Arts and Design

In Reception this week, we have been talking thinking about the season of Autumn. We have introduced this two-week topic by looking at a little seed and using our imagination to think about what it may grow into. We had some excellent suggestions, including a sunflower and a pumpkin. On Tuesday, a magic spell was cast, and our seed grew into a ginormous pumpkin, much to the children's delight. We discussed winter vegetables and how they grow. The children have had a lot of fun this week exploring our topic which included making imaginary vegetable soup. On Thursday we learnt about Remembrance Day and took part in the two-minute silence. The children enjoyed being creative and making their own poppy. Which we look forward to displaying on our class display next week.

In Monster Phonics this week the children have been learning the sounds "j", "v", "w" and "x". This has included how to say the sound, write the sound and thinking of words that begin with that sound. During Monster Phonics we model blending CVC words using dots and dashes, this encourages the children to hear each individual sound and see how letters blend into words. Some of the words we have been reading this week include, will, win, van, fox, cobweb.

Oasis Academy Ryelands Reception Class Weekly

Newsletter

08.11.2021-12.11.2021

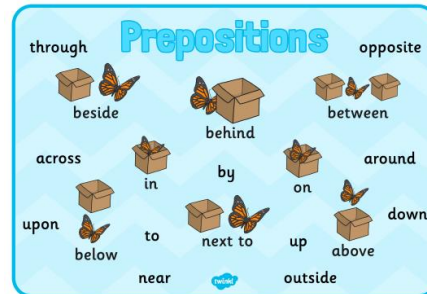
In Write Away, we have continued with our daily letter formation, focusing on this week's letters. We have also extended our Write Away session linking them to our topic. This week the children have been encouraged to write sentences and words liked to Autumn and growing. We are very impressed with the care the children are taking to present their work neatly, forming their letters correctly and listening carefully to include the sounds in each word.





This week, our Maths carpet sessions were focused on positional language. The children have enjoyed using the stuffed cuddly toys at school to describe their position. They have been encouraged to use this weeks Key Vocabulary: in front, behind, front, back, beside, next to, between.

Weekend Activities

Play the positions game with your family. Take a toy or object and get everyone to describe its position in your house. E.g. Teddy is inside the toy box. The car is under the chair.

Recap the sounds you have learnt so far using this link:
<https://www.youtube.com/watch?v=mRoFpvC0yn0>
 Or visiting YouTube and searching Pure Speech Sounds
 Monster Phonics.



Picture	How to write
	From head to toe and jump for the ball.
	Down one wing and up the other.
	Wiggle down, wiggle up, wiggle down, wiggle up.
	Down the arm and the leg, repeat the other side.